

# Artefact Activities



Despite what people think, people in Anglo Saxon times weren't all dirty and smelly! Anglo Saxons used combs made of bone to keep their hair and beards tidy.

## Bone Comb

**Design your own comb, and keep your hair and beard nit free!**

### You will need:

- ✂ Comb templates
- ✂ Stiff cardboard (1-2mm thick)
- ✂ Paper fasteners
- ✂ Glue
- ✂ Scissors
- ✂ Pencil
- ✂ Ruler
- ✂ Eraser
- ✂ Black marker/felt tip pen



# Make your own comb

Because the combs were originally made of bone, it was difficult to get flat pieces of bone large enough to make one long piece, so combs were made in sections.

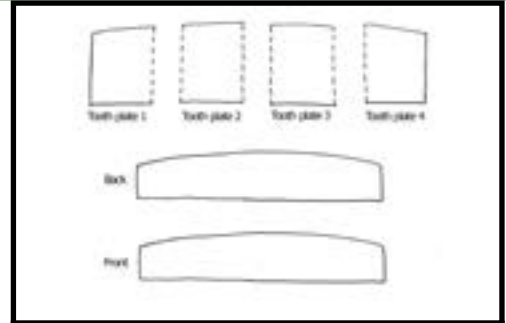
Glue the template onto the card. Once dry, cut around the templates.

Place the four square sections together and glue one of the long pieces along the top of the plates. Turn the comb over and do the same the other side.

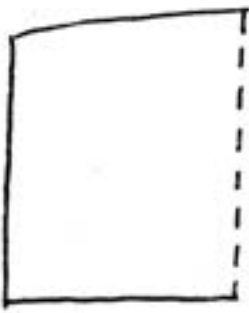
You should now have a double-sided comb that looks something like this:

Carefully cut teeth into the lower part of the comb.

Decorate the top of the comb with your own designs!



# Bone Comb Templates



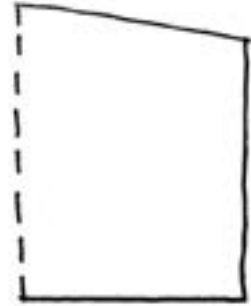
Tooth plate 1



Tooth plate 2



Tooth plate 3



Tooth plate 4

Back



Front

